



PAUL ROBESON HIGH SCHOOL FOR HUMAN SERVICES

2021-22 SCHOOL PROGRESS REPORT ON EDUCATION AND EQUITY

School Code | 1050 Sector | District Network | Network 1
 Principal Name | Mr Richard Gordon
 Address | 4125 Ludlow St
 Phone | 215-400-7780 Website | robeson.philasd.org/
 Report Type | High School Grades in Report | 9-12
 Admissions Category | Citywide
 Turnaround Model | N/A
 Receives K8 Report | No
 Oct 1 Enrollment | 299

Student Enrollment and Demographics



- 0.0% American Indian / Alaskan Native
- 0.3% Asian
- 94.0% Black / African American
- 2.0% Hispanic / Latino
- 3.0% Multi Racial / Other
- 0.0% Native Hawaiian / Pacific Islander
- 0.7% White

318 Total Number of Students Served for 10+ Days Over the Year	17.7% % Students with IEPs
5.0% % English Learners	75.6% % Economically Disadvantaged

Student Attendance

47.2% % Students Attending at Least 95% of Instructional Days	72.6% % Students Attending at Least 90% of Instructional Days
---	---

Score Level	Performance	Improvement	Level
Level 1			
Performance <i>At or Above Target in</i> 71.4 % <i>5 out of 7 Eligible Metrics</i>			
Improvement Insufficient Data for Score			
Goal Performance (All Students)			
GOAL 4 % of 11th Graders Proficient on Algebra, Biology, & Literature Keystones Score: 45.3 % 13.6 pts above 2021-2022 target MEETING no data prior year			
GOAL 5 % of 12th Grade Career and Technical Education (CTE) Students Meeting Industry Standards Insufficient Sample			
	American Indian / Alaskan Native Insufficient Data for Score	Insufficient Data for Score	
	Asian Insufficient Data for Score	Insufficient Data for Score	
	Black / African American Insufficient Data for Score	Insufficient Data for Score	
	Hispanic / Latino Insufficient Data for Score	Insufficient Data for Score	
	Multi Racial / Other Insufficient Data for Score	Insufficient Data for Score	
	Native Hawaiian / Pacific Islander Insufficient Data for Score	Insufficient Data for Score	
	White Insufficient Data for Score	Insufficient Data for Score	
	English Learners Insufficient Data for Score	Insufficient Data for Score	
	Students with IEPs Insufficient Data for Score	Insufficient Data for Score	
	Economically Disadvantaged Insufficient Data for Score	Insufficient Data for Score	

- Meeting Target
- Not Meeting Target

College & Career: Every Student Graduates Ready for College and Careers

Goal 4 - Keystone Proficiency

School Code | 1050 School Name | Paul Robeson High School for Human Services

Goal 4: The percentage of students who are proficient on all three state high school assessments (Algebra, Literature, and Biology) by the end of their 11th grade year will grow from 26.1% in August 2019 to 52.0% by August 2026.

% of 11th Graders Proficient on Algebra, Biology, & Literature Keystones

All Students, 75 students

Score: 45.3 %



2021-2022 Target: 31.7 %

13.6 pts above target

2025-2026 Goal: 52.0 %

-6.7 pts from target



- Meeting Target
- Not Meeting Target

American Indian / Alaskan Native

Insufficient Sample

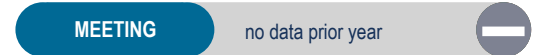
Asian

Insufficient Sample

Black / African American, 74 students

Score: 44.6 %

12.9 pts above target



Hispanic / Latino

Insufficient Sample

Multi Racial / Other

Insufficient Sample

Native Hawaiian / Pacific Islander

Insufficient Sample

White

Insufficient Sample

English Learners

Insufficient Sample

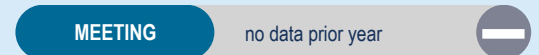
Students with IEPs

Insufficient Sample

Economically Disadvantaged, 55 students

Score: 40.0 %

8.3 pts above target



College & Career: Every Student Graduates Ready for College and Careers

Goal 5 - Career and Technical Education

Graduation and College Readiness

School Code | 1050 School Name | Paul Robeson High School for Human Services

Goal 5: The percentage of Career and Technical Education (CTE) students who pass an industry standards-based competency assessment by the end of their 12th grade year will grow from 54.5% in August 2019 to 80.0% in August 2026.

% of 12th Grade CTE Students Meeting Industry Standards

All Students

Insufficient Sample

AP, IB, or Dual Enrollment Course Metrics

36.8 %

% of Students Meeting Standard on AP Exam, on IB Exam, or in Dual Enrollment Course by End of 12th Grade

1.3 %

% of Students Participating in but Not Meeting Standard on AP Exam, IB Exam, or Dual Enrollment Course by the End of 12th Grade

61.8 %

% of Students Not Participating in AP Exam, IB Exam, or Dual Enrollment Course by the End of 12th Grade

Other Key Metrics

89.4 %

Ninth-Grade On-Track Rate

39.2 %

First-Fall Matriculation

69.7 %

% of Students Completing the FAFSA by End of 12th Grade

- Meeting Target
- Not Meeting Target

College & Career: Every Student Graduates Ready for College and Careers

Graduation and College Readiness

School Code | 1050 School Name | Paul Robeson High School for Human Services

Four-Year Cohort Graduation Rate

All Students, 81 students

Score: 96.3 %



2021-2022 Target: 87.7 %

8.6 pts above target

2025-2026 Goal: 90.0 %

6.3 pts above target



- Meeting Target
- Not Meeting Target

American Indian / Alaskan Native

Insufficient Sample

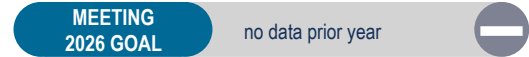
Asian

Insufficient Sample

Black / African American, 76 students

Score: 96.1 %

8.4 pts above target



no data prior year

Hispanic / Latino

Insufficient Sample

Multi Racial / Other

Insufficient Sample

Native Hawaiian / Pacific Islander

Insufficient Sample

White

Insufficient Sample

English Learners

Insufficient Sample

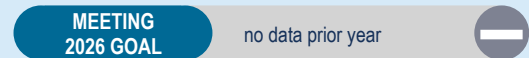
Students with IEPs

Insufficient Sample

Economically Disadvantaged, 68 students

Score: 95.6 %

7.9 pts above target



no data prior year

College & Career: Every Student Graduates Ready for College and Careers

Graduation and College Readiness

School Code | 1050 School Name | Paul Robeson High School for Human Services

Four-Year Cohort Drop-Out Rate

Four-Year Cohort Continuation Rate

All Students

2 out of 81 students

Score: 2.5%

All Students

1 out of 81 students

Score: 1.2%

American Indian / Alaskan Native

Insufficient Sample

American Indian / Alaskan Native

Insufficient Sample

Asian

Insufficient Sample

Asian

Insufficient Sample

Black / African American

2 out of 76 students

Score: 2.6%

Black / African American

1 out of 76 students

Score: 1.3%

Hispanic / Latino

Insufficient Sample

Hispanic / Latino

Insufficient Sample

Multi Racial / Other

Insufficient Sample

Multi Racial / Other

Insufficient Sample

Native Hawaiian / Pacific Islander

Insufficient Sample

Native Hawaiian / Pacific Islander

Insufficient Sample

White

Insufficient Sample

White

Insufficient Sample

English Learners

Insufficient Sample

English Learners

Insufficient Sample

Students with IEPs

Insufficient Sample

Students with IEPs

Insufficient Sample

Economically Disadvantaged

2 out of 68 students

Score: 2.9%

Economically Disadvantaged

1 out of 68 students

Score: 1.5%

Climate, Culture & Opportunity

Guardrail 1 - Welcoming and Supportive Schools

School Code | 1050 School Name | Paul Robeson High School for Human Services

Guardrail 1: Every school will be a safe, welcoming and healthy place where our students, staff and community want to be and learn each day. This means that our schools will be: 1) environmentally safe and clean; and 2) spaces with inclusive climates that provide students with access to robust social, emotional, and mental health supports.

School Climate Score

Score: 7.4



2021-2022 Target: 7.0
0.4 pts above target

2025-2026 Goal: 7.0
0.4 pts above target



School Climate Survey

8.0/10
Student Rating

Insufficient Sample
Parent Rating

7.1/10
Teacher Rating

School Instruction Score

Score: 8.1



2021-2022 Target: 8.0
0.1 pts above target

2025-2026 Goal: 8.0
0.1 pts above target



School Instruction Survey

8.5/10
Student Rating

Insufficient Sample
Parent Rating

7.7/10
Teacher Rating

- Meeting Target
- Not Meeting Target



Yes

School Has at Least 2 Behavioral/Mental Health Support FTEs per 500 Students

Climate, Culture & Opportunity

Guardrail 1 - Welcoming and Supportive Schools

School Code | 1050 School Name | Paul Robeson High School for Human Services

Guardrail 1: Every school will be a safe, welcoming and healthy place where our students, staff and community want to be and learn each day. This means that our schools will be: 1) environmentally safe and clean; and 2) spaces with inclusive climates that provide students with access to robust social, emotional, and mental health supports.

% of Students Attending at Least 95% of Instructional Days	% of Students Attending	
<p>All Students: 318 Students</p> <p style="text-align: center;">Score: 47.2 %</p> <p>2021-2022 Target: 52.9 % -5.7 pts from target</p> <p>2025-2026 Goal: 60.0 % -12.8 pts from target</p> <p>NOT MEETING no data prior year</p>	<p>Greater Than 95% of Instructional Days</p> <p style="text-align: right;">47.2 %</p>	
	<p>90-95% of Instructional Days</p> <p style="text-align: right;">25.5 %</p>	
	<p>85-90% of Instructional Days</p> <p style="text-align: right;">13.2 %</p>	
	<p>80-85% of Instructional Days</p> <p style="text-align: right;">8.5 %</p>	
	<p>Less than 80% of Instructional Days</p> <p style="text-align: right;">5.7 %</p>	
% of Students Attending at Least 90% of Instructional Days	Additional Metrics	
<p>All Students: 318 Students</p> <p style="text-align: center;">Score: 72.6 %</p> <p>2021-2022 Target: 82.3 % -9.7 pts from target</p> <p>2025-2026 Goal: 94.0 % -21.4 pts from target</p> <p>NOT MEETING no data prior year</p>	<p style="text-align: center;">40.0%</p> <p style="text-align: center;"><i>% of Teachers Attending at Least 95% of Work Days (Cumulative)</i></p>	<p style="text-align: center;">95.0%</p> <p style="text-align: center;"><i>Teacher Annual Retention</i></p>
	<p style="text-align: center;">73.3%</p> <p style="text-align: center;"><i>% of Teachers Receiving a Proficient MMS Rating</i></p>	<p style="text-align: center;">26.7%</p> <p style="text-align: center;"><i>% of Teachers Receiving a Distinguished MMS Rating</i></p>

- Meeting Target
- Not Meeting Target

Climate, Culture & Opportunity

Guardrail 2 - Enriching and Well-rounded School Experiences

Guardrail 3 - Partnering with Parents / Family Members

School Code | 1050 School Name | Paul Robeson High School for Human Services

Guardrail 2: Every student will have a well-rounded education with co-curricular opportunities, including arts and athletics, integrated into the school experience.

Guardrail 3: Every parent and guardian will be welcomed and encouraged to be partners in their child's school community.

% of Students Participating in Co-Curricular / Athletics Activities

School Relationship Score

*% of Students
Participating in Co-
Curricular / Athletics
Activities*

Data Unavailable

Insufficient Sample

Additional Metrics



Yes

School Has a SAC/Parent Advisory Group



Yes

School Has a SAC/Parent Advisory Group That Meets Regularly



4

Number of SAC/Parent Advisory Group Meetings

- Meeting Target
- Not Meeting Target

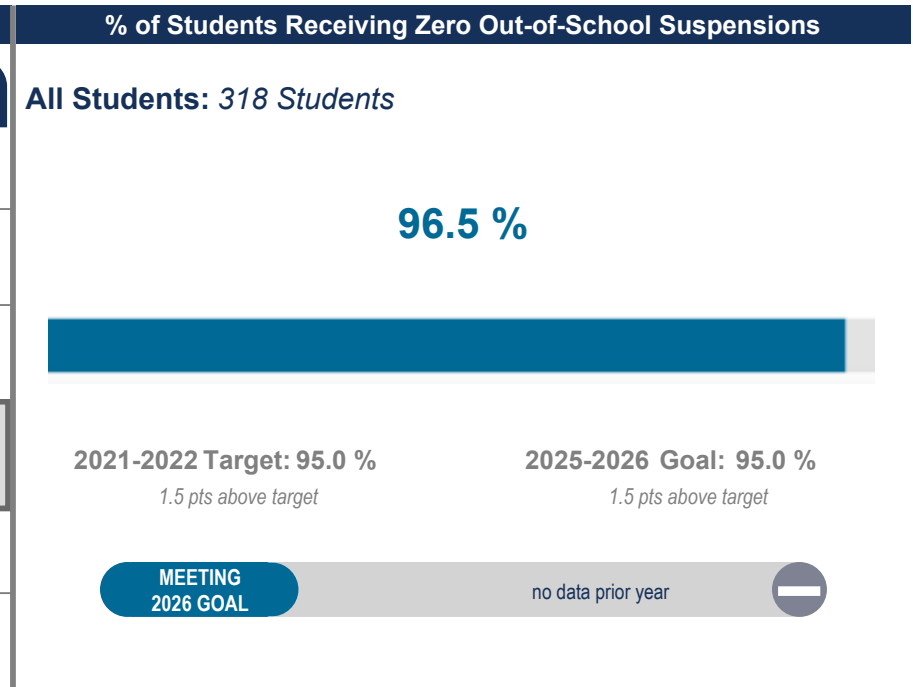
Climate, Culture & Opportunity

Guardrail 4 - Addressing Racist Practices

School Code | 1050 School Name | Paul Robeson High School for Human Services

Guardrail 4: Our students' potential will not be limited by practices that perpetuate systemic racism and hinder student achievement.

Suspension Disproportionality			
	% of Enrollment (Total Enrollment)		% of Suspensions Given to Each Subgroup
All Students	(299)		
American Indian / Alaskan Native	0.0 %	(0)	0.0 %
Asian	0.3 %	(1)	0.0 %
Black / African American	94.0 %	(281)	100.0 %
Hispanic / Latino	2.0 %	(6)	0.0 %
Multi Racial / Other	3.0 %	(9)	0.0 %
Native Hawaiian / Pacific Islander	0.0 %	(0)	0.0 %
White	0.7 %	(2)	0.0 %
English Learners	5.0 %	(15)	0.0 %
Students with IEPs	17.7 %	(53)	16.7 %
Economically Disadvantaged	75.6 %	(226)	66.7 %



Disproportionality in AP, IB, and Dual Enrollment Courses

All Students	Black / African American	Hispanic / Latino
46.1 %	46.5 %	Insufficient Sample

- Meeting Target
- Not Meeting Target